


Dundas BI™

Re-Imagine Your Reporting Empower The Masses With Analytics



NEW FEATURES

Explore the newest features and enhancements

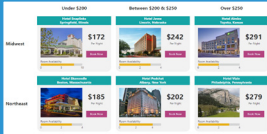
**INNOVATION
NEVER
RESTS**

Dundas BI is constantly moving forward, bringing you cutting-edge capabilities to handle your data analytics. With a rapid release cycle, you can always expect new ways to visualize and interact with your data, smarter data prep for analytics on top of complex data structures, advanced hooks to integrate into every business process or application, and of course; a great deal of new features driven directly by our customers' requests.

NEW FEATURES

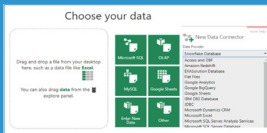


SMALL MULTIPLES



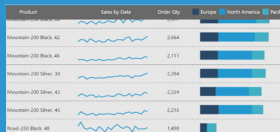
Use small multiples to find patterns in complex data. Instead of using one visualization to explain many data points, repeat your visualizations across rows or columns and use as many visualizations as you need to better describe each combination of data points.

SNOWFLAKE PROVIDER



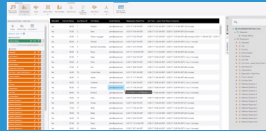
Connect directly to data stored in your Snowflake data warehouse.

STICKY HEADERS



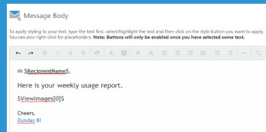
Gain greater control over your dashboard's responsive views and reports, by defining sticky (frozen) headers so data is always showing in the right context; no matter how far you scroll on the page.

AUTO PREP FOR MESSY EXCEL FILES



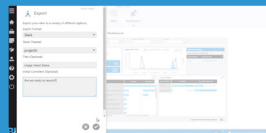
Just drag and drop your messy Excel files onto Dundas BI and watch it auto-detect sub-tables within the different sheets. Spend less time preparing data, and more time analyzing it.

FORMATTED EMAILS

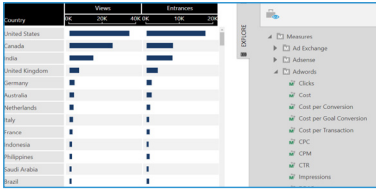


Design and distribute professional looking emails directly from Dundas BI. Using a simple editor, you can format and style your scheduled reporting emails and increase your user engagement.

DELIVERY API

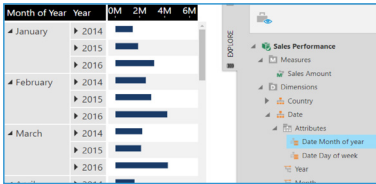


Create custom export and delivery providers so shares and notifications can seamlessly integrate with your existing work flows. For example, share visual data analytics results directly to your Slack channels or deliver report files to FTP.



GOOGLE ANALYTICS PROVIDER IMPROVEMENTS

We leveraged Google Analytics latest API to give you the ability to easily explore and analyze your Google Analytics with no need to do any data prep. Just connect and start dragging and dropping to create your analysis.



HIERARCHY ATTRIBUTES

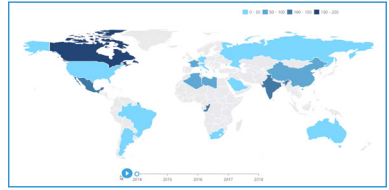
Simplify data models using hierarchy attributes. Enable others to easily explore data in a logically organized fashion. Define your own attributes or enjoy built-in time dimension attributes such as month-of-year and day-of-week.

| Name | Deletion Date | Original Location |
|----------------------|-------------------------------------|---------------------------------------|
| Metric Set 2 | Wednesday, November 07, 2018 5:... | [My Project] Metric Sets Root Folder |
| Dashboard 2 | Wednesday, November 07, 2018 5:... | [My Project] Dashboards Root Folder |
| Conferences by Co... | Wednesday, November 07, 2018 2:... | [My Project] Data Connectors Root ... |
| Energy Consumpt... | Wednesday, November 07, 2018 12:... | [My Project] Data Connectors Root ... |



RECYCLE BIN

Gone are the days where you accidentally lose your work. With the recycle bin, everyone can easily recover deleted files.



MAP ANIMATION

Use map and diagram animations to faster detect changes across geo-locations.

| ClientID | CreationDate | LastContactDate | Merged Element |
|----------|---------------------|----------------------|----------------------|
| 13684 | 9/1/2018 4:00:00 AM | Unknown | 9/1/2018 4:00:00 AM |
| 13685 | 9/1/2018 4:00:00 AM | 9/28/2018 4:00:00 AM | 9/28/2018 4:00:00 AM |
| 13686 | 9/1/2018 4:00:00 AM | Unknown | 9/1/2018 4:00:00 AM |



DATA MERGING

Use the merge data transform to easily combine complementing values from two columns into one.

| Country | State | City | 0K | 20K | 40K | 60K |
|---------------|------------|---------------|-------|-----|-----|-----|
| United States | California | San Diego | [Bar] | | | |
| | | Los Angeles | [Bar] | | | |
| | | San Francisco | [Bar] | | | |
| Florida | | Orlando | [Bar] | | | |
| | | Miami | [Bar] | | | |
| Texas | | San Antonio | [Bar] | | | |
| | | Dallas | [Bar] | | | |



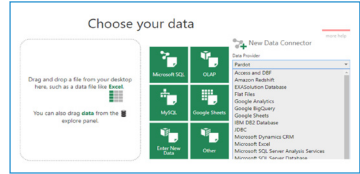
RAGGED HIERARCHIES

Define hierarchies for data with uneven number of levels such as organizational charts. Create data models using ragged and unbalanced hierarchies so users can easily see and interact with data that is organized differently at each level.

RE-IMAGINE YOUR REPORTING

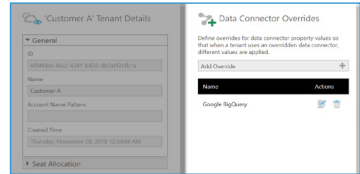
PARDOT PROVIDER

Connect directly to data stored in your Pardot marketing automation application. Join your marketing leads related activity with the rest of your CRM data to get an end-to-end view of your sales funnel.



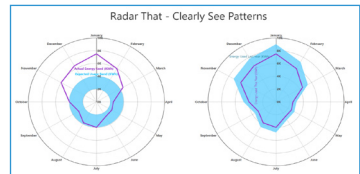
MULTI-TENANCY IMPROVEMENTS

Optimize the data load time performance in multi-tenant deployments with support for dynamic, per-tenant in-memory or warehouse storage for data cubes.



RADAR CHARTS

Visualize continuous, circular data, or uncover matching patterns across multiple values, and analyze your data from a different perspective.



Dundas BI is an enterprise-level business intelligence, data analytics and dashboard software that empowers everyone – from business user to developer – to visualise and analyse any data to make real-time, data-driven decisions that produce results.



History of Innovation

In the last three decades Dundas have ushered in a new era of Business Intelligence, have been leaders in the data visualisation industry, and have helped organisations take their BI game to heights never before been reached. Dundas Data Visualization has seen spectacular success, as the products

evolved from components, to Dashboards, to current flagship product Dundas BI – a bold and beautiful business intelligence, analytics and data visualisation software. A top ranked end-to-end BI platform, Dundas BI features Data Preparation, Dashboards, Reporting and Visual Data Analytics.



#1 Business Intelligence Platform – Rated by REAL users

Fall in love with the most flexible BI platform and our unrivaled personalized support
Join thousands of actual users who've been empowered to create unique data solutions that lift their businesses and bottom lines.

Let us show you how Dundas BI can help your business

Email Us: Enquiry@Alpha-Vantage.com